District 337 A

As of May 2026 Cumulative

Year	New Clubs	Dropped Clubs	Gain/ Loss Clubs	New Members	Charter Members	Reinstate Members	Transfer Members	Total Member Added	Total Members Dropped	Gain/ Loss Members
2021-2022	3	2	1	344	88	14	15	461	497	-36
2022-2023	0	1	-1	432	7	7	8	454	433	21
2023-2024	0	2	-2	353	3	5	10	371	615	-244
2024-2025	2	3	-1	305	66	16	18	405	501	-96
2025-2026	1	0	1	350	30	8	6	394	267	127
Average	**1**	**2**	**0**	**357**	**39**	**10**	**11**	**417**	**463**	**-46**

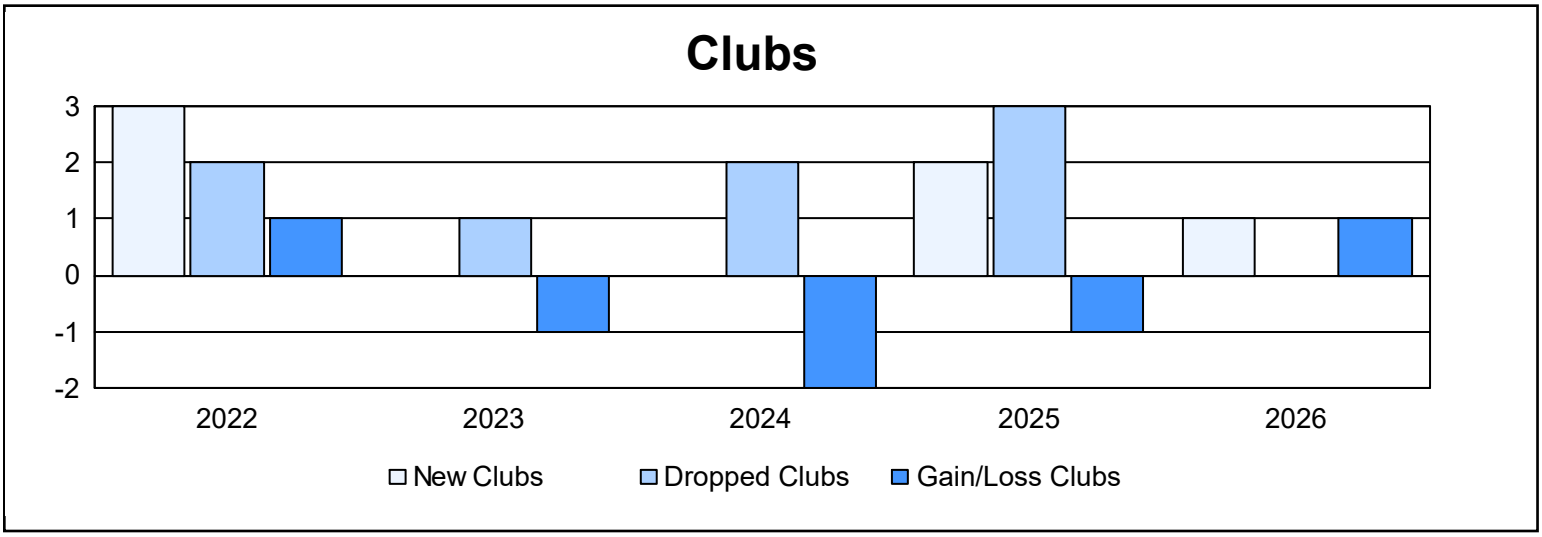

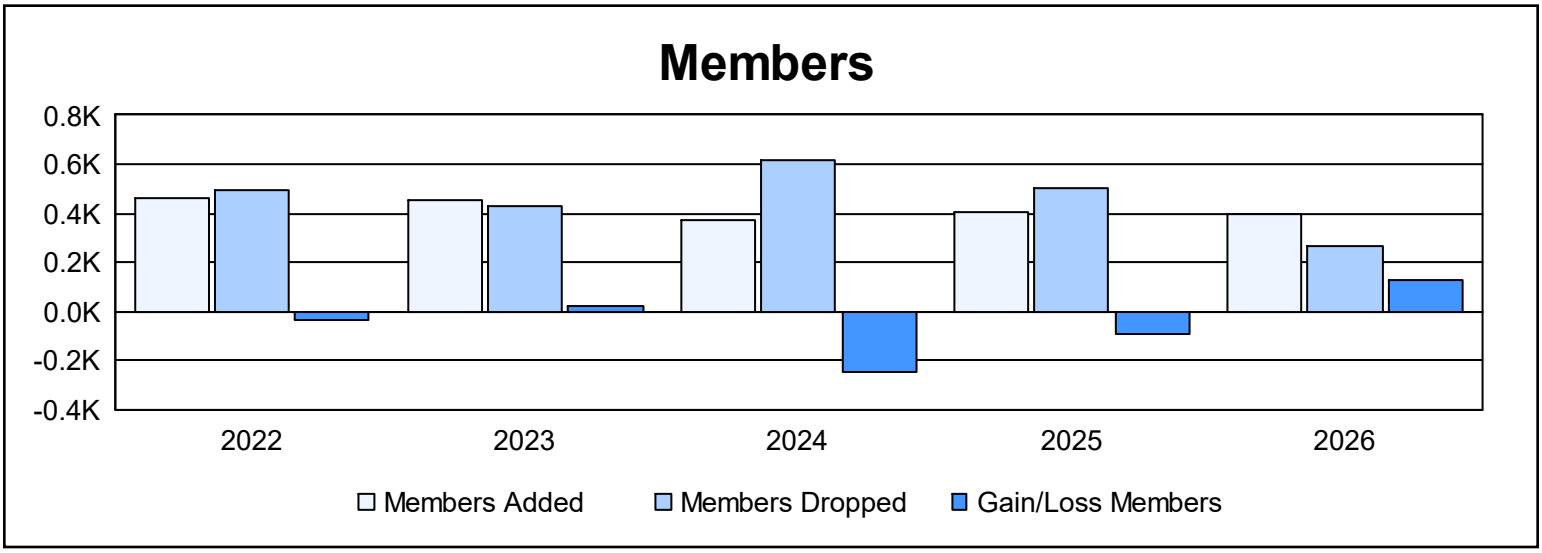

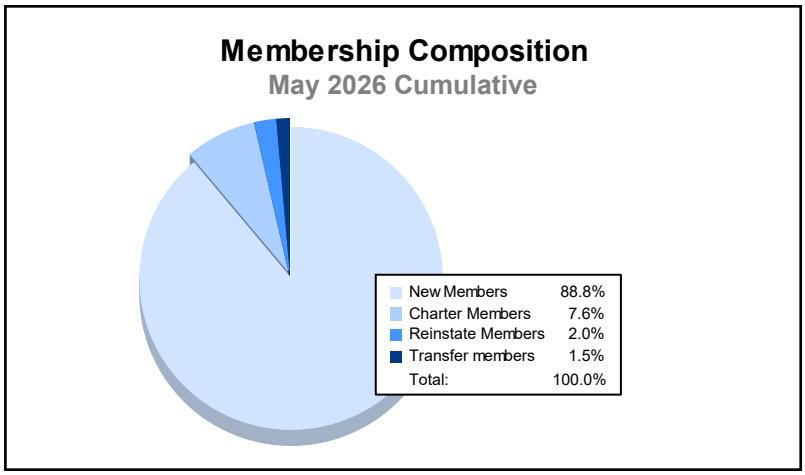
Membership Composition
May 2026 Cumulative
New Members 88.8%
Charter Members 7.6%
Reinstate Members 2.0%
Transfer members 1.5%
Total: 100.0%

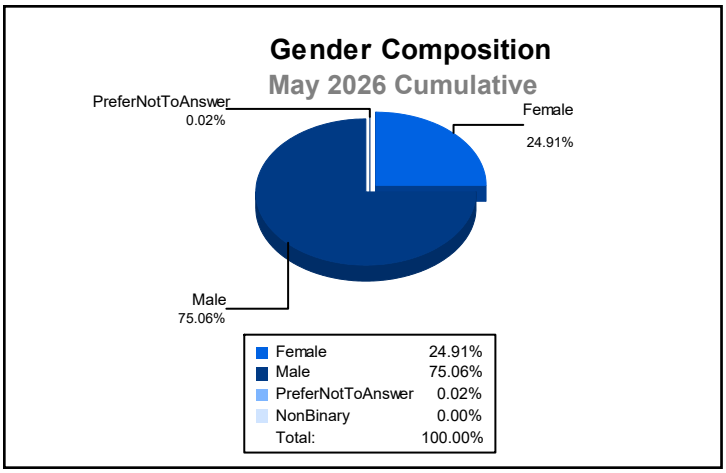
Gender Composition
May 2026 Cumulative
PreferNotToAnswer
0.02%
Female
24.91%
Male
75.06%
Female 24.91%
Male 75.06%
PreferNotToAnswer 0.02%
NonBinary 0.00%
Total: 100.00%